



Lesson Plan Summary The Backpack Travel Journals

A Cluster Book Study for Books 21-24

<p style="text-align: center;">DURING THIS BOOK STUDY, EACH STUDENT WILL:</p>	<p style="text-align: center;">COMMON CORE STANDARDS ADDRESSED:</p>
<ul style="list-style-type: none"> • Read, collect and document the clues from each of the 4 books to solve the mystery or mission of that particular book cluster. • Fill in a “story map” with setting, character, main events and details of the story. • Write a summary or re-telling of the main events in the story. • Track and write favorite facts from the fiction book and non-fiction companion and draw a diagram, illustration or map. • Make an acrostic poem with the vocabulary words. • Present an oral summary of the adventure story and / or the most interesting Facts to another student, teacher or adult. • Participate in a book club of four students, each reading one of the four books in the cluster. 	<p>READING FOR LITERATURE</p> <ul style="list-style-type: none"> • Key Idea and Details: RL2.2, RL3.2, RL4.2, RL5.2 RL2.3, 3.3RL, RL4.3, RL5.3 • Integration of Knowledge and Ideas: RL2.9, RL3.9, RL4.9, RL5.9 <p>READING FOR INFORMATION:</p> <ul style="list-style-type: none"> • Key Ideas and Details: RI2.3, RI3.3, RI4.3, RI5.3 • Craft and Structure: RI2.5, RI3.5, RI4.5, RI5. <p>WRITING:</p> <ul style="list-style-type: none"> • Research to Build and Present Knowledge: W2.8, W3.8, W4.8, W5.8 <p>SPEAKING AND LISTENING:</p> <ul style="list-style-type: none"> • Comprehension and Collaboration: S/L2.1, S/L3.1, S/L4.1, S/L5.1 • Presentation and Integration of Knowledge and Ideas: S/L2.4, S/L3.4, S/L4.4, S/L5.4

Cluster06-1S0915



Cluster Lesson Plan The Backpack Travel Journals

A Cluster Book Study for Books 21 - 24


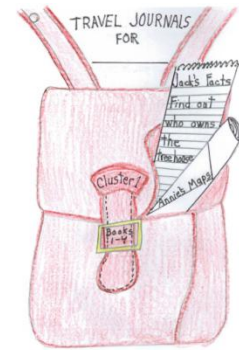
Materials:

- Copy of The Backpack Travel Journals for each student (see Appendix A)
- Colored pencils or crayons
- An "O" ring for each student (optional)

SETTING UP THE BACKPACK FOR THE CLUSTER BOOK STUDY

Procedures:

- Fold the **Backpack Travel Journals** paper (or cardstock) in half and glue the three edges leaving an opening on top.
- This is where the **Story Mapping with Annie** and the **Fact Tracking with Jack** journals will be folded and stored for each book read in the cluster.
- **Front of backpack** - Each cluster has a different mission for Jack and Annie to go on. Once the student discovers the mission he/she writes it on the front of the backpack on the "Jack's Fact's" notebook. (Appendix B- Answer Key)
- Color the backpack red (like Jack's).
- Trace over all the words in a thin black marker, for contrast (optional).
- **Back of backpack** – Write in the names of the four books in the cluster. Refer to the answer key for the words to write in the top of each pocket. It is different for each cluster. (Appendix B- Answer Key)
- The student will paste the special writing discovered by Jack and Annie (the solution to the quest of each book) on each pocket as each mission is solved. (refer to Appendix B-Answer Key)



Since children love collectibles, the **Backpack Travel Journals** from each cluster can be collected on an "O" ring and proudly displayed in a special place in the classroom.

Cluster06 -1LP0915

HOW TO USE THE CLUSTER BOOK STUDY

Whole Class Book Study

- Read the book together as a class. (A class set of books is best)
- Guide the students through each chapter, modeling how to summarize into one sentence.
- **TEACHING TO SUMMARIZE** – Each time you come to a main event, put it on a post-it on the board. You may have several. Decide together which one the chapter was “mostly” about or combine a couple into one sentence. They need lots of practice with this. Practice it throughout the day...with directions, paragraphs, and short stories.
- Fill in the **Story Mapping with Annie** worksheets together, at first. (lesson plan on following page)
- As some of the students are getting more proficient, allow them to read by themselves and to meet back to compare their sentences.
- Some of the students may be ready to read on their own and form a book club.



Book Club

- Consists of four students, each reading one of the four books in the cluster.
- Each member will read their book independently and document information on the **Story Mapping with Annie** and **Fact Tracking with Jack** journals. (see Appendix A)
- The members will each have their sharing day when they retell the story and lead the group in filling in one of the four “pockets of information” on **The Backpack Journal**. This is a teaching strategy known as “jigsaw”.
- Together they will celebrate in completing the “mission” of that cluster and write in the completed answer on the back of the backpack.
- Another option is to have each child read the same book, but it will take longer to complete the Book Cluster.
- On other days, the members can share their favorite facts, compare & contrast settings, or share their favorite part of the book.



Story Mapping with Annie

Finding the characters, setting, plot, and main events of a story

Materials Needed:

- Magic Tree House book
- **Story Mapping with Annie** worksheet (see Appendix A)
- Post-it notes for each student
- Colored pencils or crayons

Directions:

- The student will copy information onto the **Story Mapping with Annie** worksheet as they read.

CHAPTER ONE (Start at the icon of the book)

- Who pointed to the picture in the book? (Jack or Annie?)
- What is the picture Jack or Annie pointed to just before the tree house begins to spin?
- What is the name of this magic book which starts the adventure?
- Move to the **Mission Key** scroll to fill in the goal of the mission for this book.

CHAPTER TWO

- Move to the **tree house window**. Draw the setting of where the tree house landed.
- Write the name of the time period under the tree house window.
- Move to the **Chapter 2 star**. Write the first main event upon landing in the new setting.

CHAPTERS THREE – TEN

- Student will write a few words or a sentence describing the main event of the chapter next to the circled chapter number.
- **TEACH STUDENTS TO SUMMARIZE** – At first, read the chapter as a group. At the end of the chapter, elicit their ideas about what the chapter was “mostly” about or combine a couple of their ideas into one sentence.

Collect a **Story Mapping with Annie** journal for each of the four books read in the cluster and store in **THE BACKPACK**.

Fact Tracking with Jack

Being creative with the facts


*A mini-research report

Materials Needed:

- Magic Tree House book
- Fact Tracker
- Copy of **Jack's Facts** notebook page (see Appendix A)
- Crayons, markers or colored pencils

Directions:

- Tri-fold the **Jack's Facts** notebook page like a brochure with the writing showing on top.
- **First column** – The student writes his/her three favorite facts next to the WOW, UNBELIEVABLE, and INTERESTING bullets on the page.
- **Middle column** – The student draws a diagram, illustration, map, or any other creation of his/her choice using the Fact Tracker. If there is no Fact Tracker for this Magic Tree House book, the student will use the facts in the book or spring board to connections made in other authors' works.
- **Last column** – The student makes an acrostic poem. Acrostic poems are a creative way to show the understanding and relationships of vocabulary words learned from the book. The finished product is a mini-research report. (See the answer key for examples)



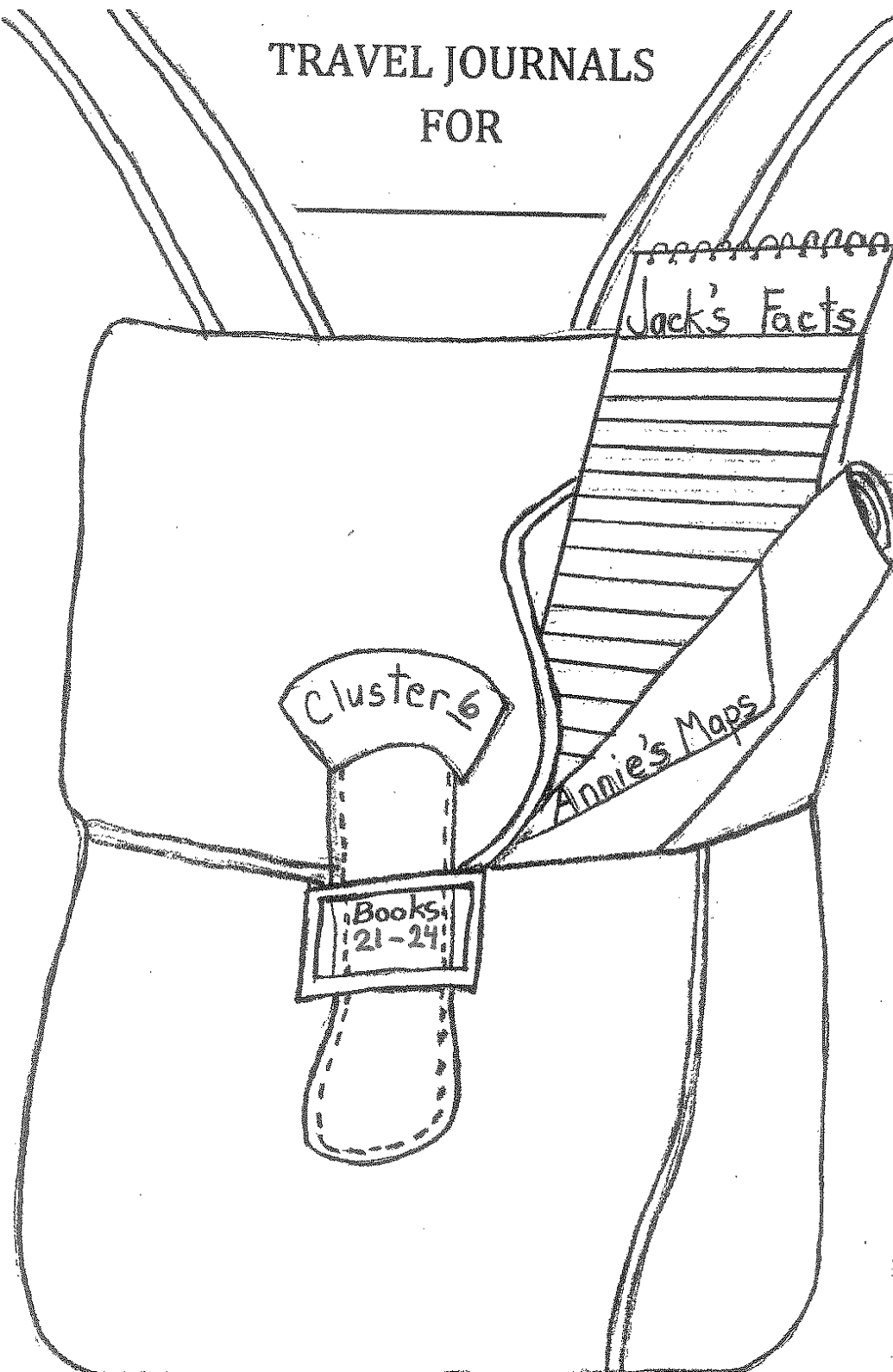
Collect a **Jack's Facts** journal for each of the four books read in the cluster and store in **THE BACKPACK**.

APPENDIX A

(Student Copies)

- **The Backpack Travel Journals** (backpack)
- **Mission answers** (Cut apart and have the students glue to the back side of the backpack as the mission in each book is solved)
 - **Four special writings:**
 - A list – something to follow
 - A letter – something to send
 - A poem – something to learn
 - A sign – something to lend
- **Story Mapping with Annie** (map)
- **Fact Tracking with Jack** (Jack's Facts notebook page)

TRAVEL JOURNALS
FOR



#21	#22
#23	#24

Story Mapping with Annie for _____

(Title of Book)

chapter 1

It all began when _____
pointed to the _____
picture in the _____
(magic book)

Mission Key
The goal of this mission is _____

ch. 2

ch. 3

ch. 4

ch. 5

ch. 6

ch. 7

ch. 8

ch. 9

ch. 10

The ending:

Draw the setting of where they landed

Give the main event for each chapter.

The worksheet is designed as a story map for the book 'Annie'. It features a central, winding path that leads through ten chapter sections, each represented by a circle labeled 'ch. 1' through 'ch. 10'. The path begins at a star labeled 'ch. 2' and ends at a banner labeled 'The ending:'. To the left of the path is a 'Mission Key' section with a scroll-like border, containing the text 'The goal of this mission is' followed by five blank lines. Above the path is a compass rose labeled 'chapter 1' and a small illustration of a magic book with the text 'It all began when' followed by three blank lines, 'pointed to the' followed by one blank line, and 'picture in the' followed by one blank line, with '(magic book)' in parentheses below. To the right of the path is a ladder-like structure. At the bottom left, there is an illustration of two children looking out a window, with the text 'Draw the setting of where they landed' below it. At the bottom right, there is a large blank area with the text 'Give the main event for each chapter.' above it. The path itself is decorated with small circles, and the chapter sections are decorated with horizontal lines and small circles.



Jack's Facts

List your 3 favorite facts.

WOW!

-

UNBELIEVABLE!

-

INTERESTING!

-



Jack's Facts

Draw a diagram, illustration, or map



Jack's Facts

Make an acrostic poem.

APPENDIX B

(ANSWER KEYS)

Suggestion: Make a copy of each answer key and put in a binder for a Teacher's Guide.

- **The Backpack Travel Journals – Cluster 6**
- **Story Mapping with Annie** (answers will vary)
 - #21 CIVIL WAR ON SUNDAY
 - #22 REVOLUTIONARY WAR ON WEDNESDAY
 - #23 TWISTER ON TUESDAY
 - #24 EARTHQUAKE IN THE EARLY MORNING
- **Fact Tracking with Jack** (answers will vary)
 - #21 CIVIL WAR ON SUNDAY - No Fact Tracker for this book. Use the boldfaced facts throughout book and the additional facts at the end of the book.
 - #22 AMERICAN REVOLUTION Fact Tracker
 - #23 TWISTERS AND OTHER TERRIBLE STORMS Fact Tracker
 - #24 EARTHQUAKE IN THE EARLY MORNING - No Fact Tracker for this book. Use the boldfaced facts throughout book and the additional facts at the end of the book.

TRAVEL JOURNALS

FOR

student name _____

Jack's Facts
Find four
special kinds
of writing
to help
Morgan
save
Camelot
Anne's Notes

cluster 6

Books
21-24

Four Special
Kinds of
Writing

#21 Civil War
on Sunday

A List:
Something to follow

A LIST OF THINGS TO HELP THE SOLDIERS

Be cheerful
Lessen sorrow and give hope
Be brave
Put aside your own feelings
Don't give up
Do not forget the ones who love you

#22 Revolutionary
War on Wednesday

A Letter:
Something to send

Dear Children,
These are the times that try men's souls...
But he that stands it now deserves the
love and thanks of man and woman...
The harder the conflict, the more glorious
the triumph.

Love,
Father

#23 Twister
on Tuesday

A Poem:
Something to learn

'Tis a lesson you should heed,
Try, try again;
If at first you don't succeed,
Try, try again

#24 Earthquake
in the Early Morning

A Sign:
Something to lend

THERE IS NO WATER
AND STILL LESS SOAP.
WE HAVE NO CITY,
BUT LOTS OF HOPE.

Story Mapping with Annie for #21 Civil War on Sunday

(Title of Book)

Chapter 2




It all began when Annie pointed to the cover picture in the

Civil War Book.

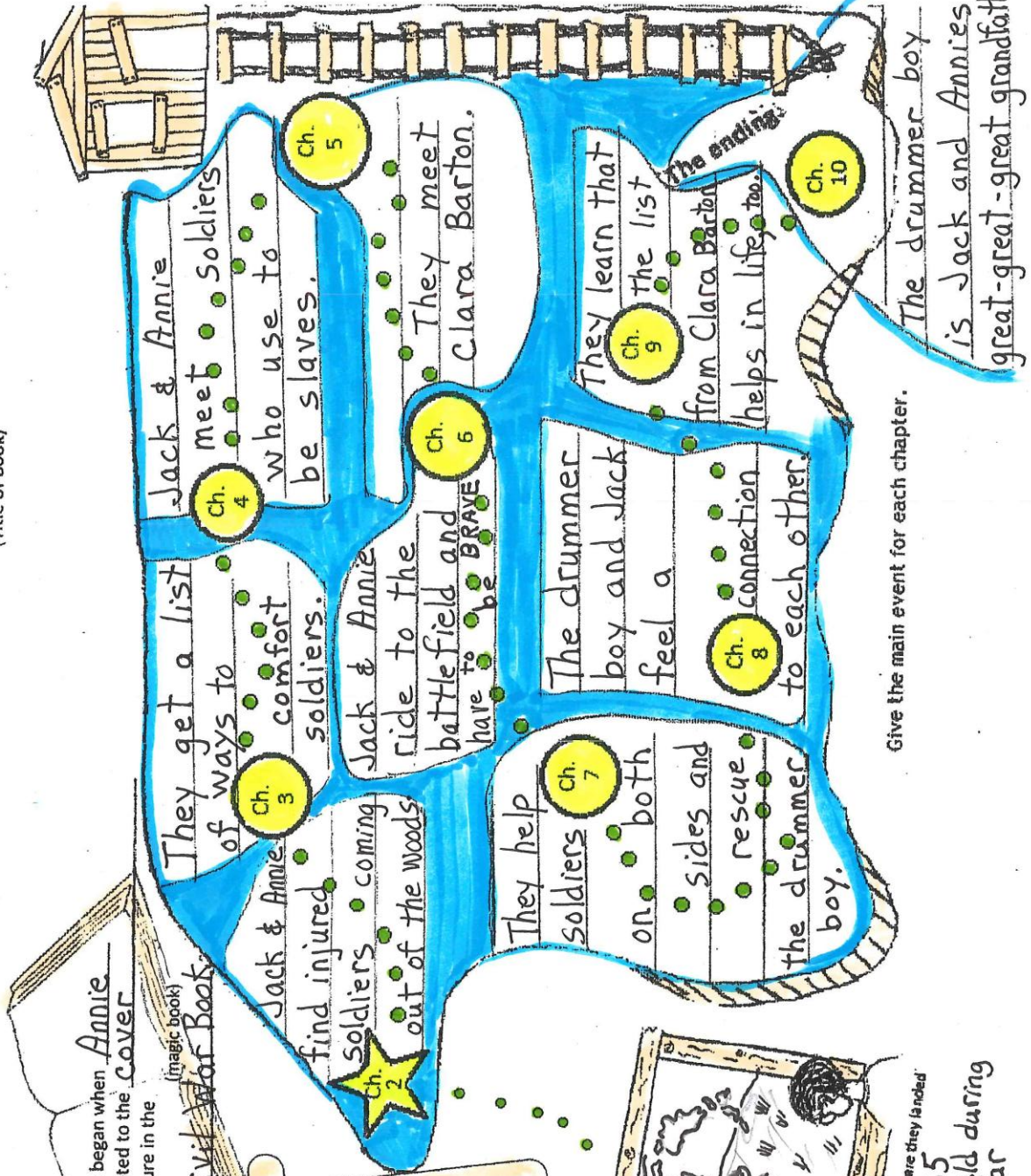
Mission Key

The goal of this mission is to get a writing for Morgan le Fay SOMETHING TO FOLLOW



Draw the setting of where they landed

1861-1865 On a battlefield during the Civil War

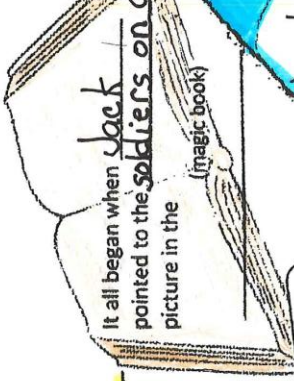


Give the main event for each chapter.

Story Mapping with Annie for #22 Revolutionary War on Wednesday

(Title of Book)

Chapter 1



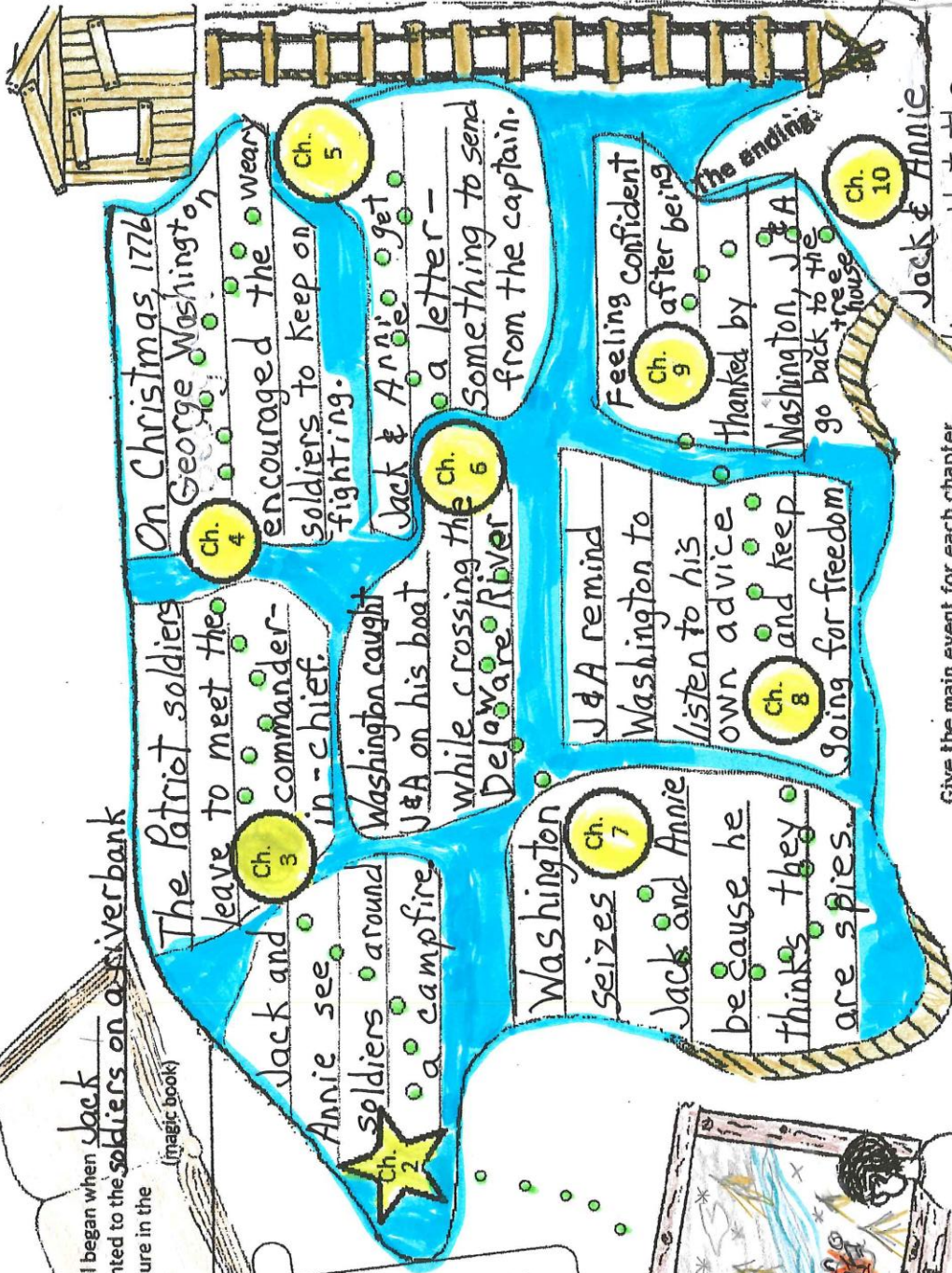
Mission Key

The goal of this mission is to get a writing for Morgan le Fay: SOMETHING TO SEND

24



Draw the setting of where they landed Along the Delaware River 1776



Give the main event for each chapter.

Story Mapping with Annie for #23 Twister on Tuesday

(Title of Book)

Chapter 2




It all began when Jack pointed to the train picture in the Great Plains (magic book)

Great Plains

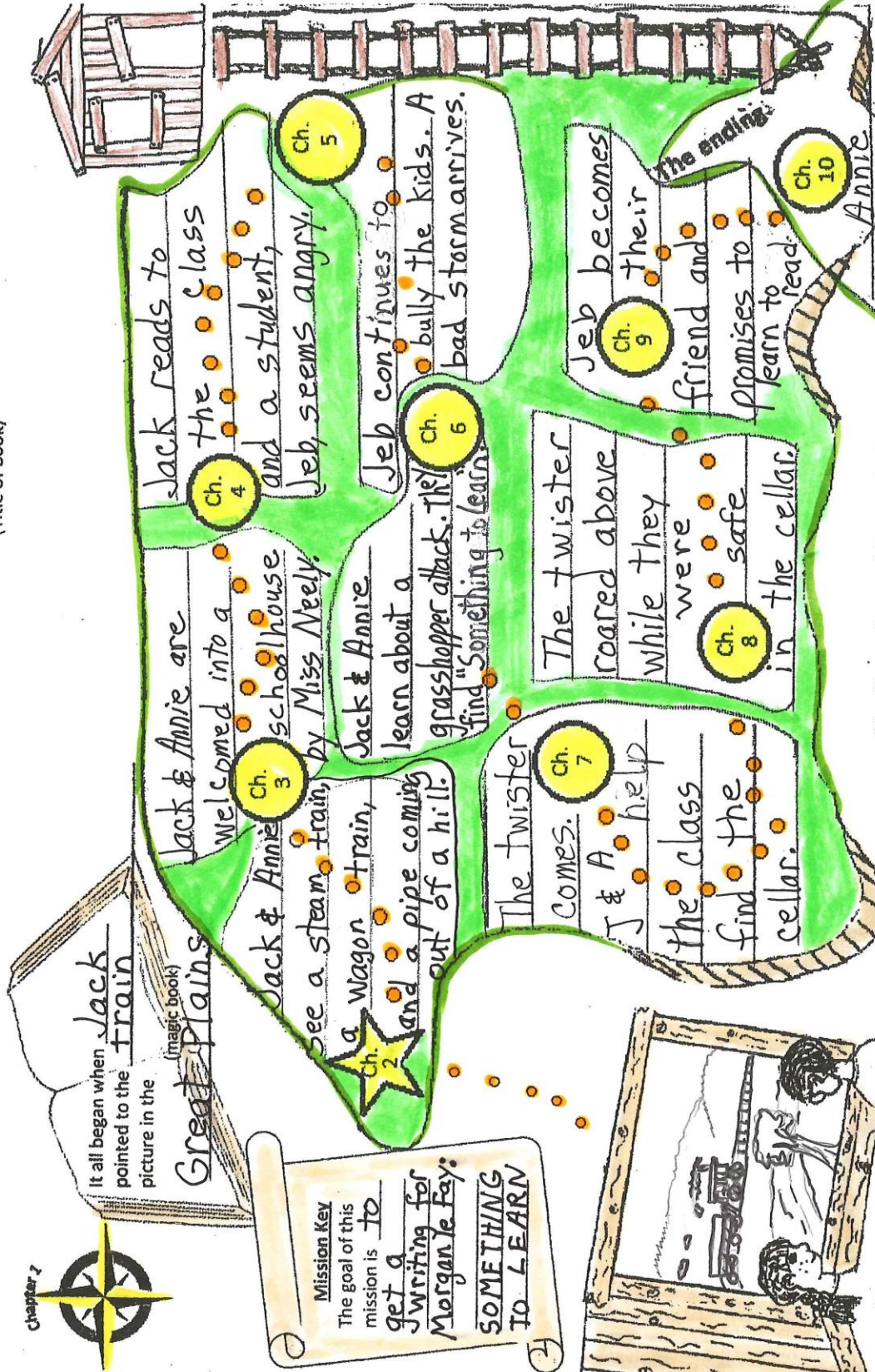
Mission Key

The goal of this mission is to get a writing for Morgan le Fay:

SOMETHING TO LEARN



Draw the setting of where they landed 1870 on the Kansas prairie



Give the main event for each chapter.

Story Mapping with Annie for #24 Earthquake in the Early Morning

(Title of Book)



Chapter 7

It all began when Annie pointed to the picture in the

Cover (magic book)

California 1906

Mission Key

The goal of this mission is

to get a


writing for

Morganle Fay:

SOMETHING


TO LEND

4



Draw the setting of where they landed

San Francisco April 18, 1906



Give the main event for each chapter.

Jack's Facts

List your 3 favorite facts.

WOW!

- The American Red Cross was founded by Clara Barton.

UNBELIEVABLE!

- Johnny Clem was only 11 when he began serving as a drummer boy.

INTERESTING!

- Clara Barton used her own money to buy supplies for the wounded.

Jack's Facts

Draw a diagram, illustration, or map

Field hospital tents were set up near battlefields to treat wounded soldiers. Some took care of over 400 patients.



Jack's Facts

Make an acrostic poem.

Clara Barton
In tents
Virginia
11 soldiers
Lincoln

Wounded
Ambulance wagon
Recovery

Jack's Facts

List your 3 favorite facts.

WOW!

-The Minute Men
were farmers
and merchants
from the colonies!

UNBELIEVABLE!

-Declaration of
Independence did
not apply to
women!


INTERESTING!

-It took months
to get mail
delivered by
post riders.

Jack's Facts

Draw a diagram, illustration, or map

Grand Union Flag



First flag
of the United
States.

Jack's Facts

Make an acrostic poem.

R
E
V
O
L
U
T
I
O
N
Revere's ride
England rules
Valley Forge
on farms
Lexington
Unfair taxes
Trenton
Independence
on Breed's hill
New England

Jack's Facts

List your 3 favorite facts.

WOW!

-Tornados have the fastest winds on earth.

UNBELIEVABLE!


-Hurricanes are the most dangerous storms on earth!

INTERESTING!

-Meteorologists learn better ways to predict weather to save lives!

Jack's Facts

Draw a diagram, illustration, or map



Most tornados strike in the mid-western United States.

Jack's Facts

Make an acrostic poem.

Tornado
Watch
In the path
Strong winds
Take shelter
Eye is calm
Really dangerous
Super cell

Snow
Thunder
On the radar
Rain
Meteorologist
Satellite

Jack's Facts

List your 3 favorite facts.

WOW!

-The San Francisco earthquake was one of the biggest the U.S. has known!

UNBELIEVABLE!

-The mayor used dynamite to stop the fires. It didn't work!

INTERESTING!

-The brave citizens of San Francisco never gave up hope and rebuilt the city in less than 10 years.

Jack's Facts

Draw a diagram, illustration, or map

Fires raged over the next 3 days burning over 28,000 buildings and homes.



Jack's Facts

Make an acrostic poem.

E arth
A fter shocks
R umble
T he Great Shake
H azards
U nked
U nderground
A lot of hope
K ing Arthur
E mergency Service