



Lesson Plan Summary

Magic Tree House #37: *Rhinos at Recess*

“Reporting from the African Savanna”

Informational Writing

EACH STUDENT WILL:	COMMON CORE STANDARDS ADDRESSED:
<ul style="list-style-type: none">• Read and learn about the endangered Black Rhinos and other animals that live on the African savanna• View and discuss anticipatory informational video clips• Choose from four reporting options to write about the animals of Africa• Sketch animals from a directed draw• Use the 5 W's of reporting• Write a caption, sentence or short paragraph to describe animals or life on a game reserve• Use more than one resource in the report• Write field notes, individually or as a group after every few chapters highlighting fast facts from life on the African savanna• Write collaboratively in pairs or small groups	<p>READING:</p> <ul style="list-style-type: none">• KEY IDEAS AND DETAILS (RI1.1, RI2.1, RI3.1, RI4.1) Ask and answer such questions as <i>who</i>, <i>what</i>, <i>where</i>, <i>when</i>, <i>why</i> and <i>how</i> to demonstrate understanding of key details in a text, (RI2.1) <p>WRITING:</p> <ul style="list-style-type: none">• PRODUCTION AND DISTRIBUTION OF WRITING (W2.5, W3.5) With guidance and support from adults and peers, focus on a topic and strengthen writing as needed by revising and editing (W2.5)• TEXT TYPES AND PURPOSES (W2.2, W3.2, W4.2, W5.2) Write informative/explanatory texts to examine a topic and convey ideas and information clearly (WI 3.2)• . TEXT TYPES AND PURPOSES (W1.3, W2.3, W3.3) Write narratives to develop real or imagined experiences or events...include details to describe actions, thoughts, and feelings, use temporal words to signal event order and provide a sense of closure. (3.3)

37-2S0423

Created by: Paula Cirillo, 2009 Magic Tree House Teacher of the Year, Los Angeles, California



Lesson Plan Magic Tree House #37: *Rhinos at Recess*

“Reporting from the African Savanna”

INFORMATIONAL WRITING

A PICK AND CHOOSE MENU OF REPORTING STYLES



TO SUPPORT STUDENT LEVELS

OVERALL PROCEDURE:

OPTIMIZE MOTIVATION - Give students a choice of a reporting style from the following lesson options. The varying complexity of each activity will allow every student to feel ownership and confidence with their report.

SET UP A CLASSROOM CORNER FOR A CREATIVE EXPERIENCE – Students can share books, maps, personal items such as binoculars, safari hats, African animal pictures and more.

SUPPORT WITH BACKGROUND KNOWLEDGE - Show video clips at selected times throughout the reading of *RHINOS AT RECESS* as an anticipatory activity or to be used for additional resources.

LEAD CLASSROOM DISCUSSIONS AFTER EACH READING SESSION - Discuss and bullet point characteristics of the animals or events in the story on large chart paper to hang in the room. This can be another resource for the student reports.

37-2LP0423

Created by: Paula Cirillo, 2009 Magic Tree House Teacher of the Year, Los Angeles, California

Copyright © 2023, Mary Pope Osborne, Classroom Adventures Program, all rights reserved.

REPORTING OPTION ONE

Sketches from the African Savanna

A simple one page report of sketches and captions

Sketches from the African Savanna...

MATERIALS NEEDED:

- #37 *RHINOS AT RECESS* book(s)
- Links to YouTube videos (in Resources)
- Additional book resources (in Resources)
- Student copy of “*Sketches from the African Savanna*” page (in Appendix)
- Student copy of “*Savanna Animals Directed Draw*” (in Resources)


PROCEDURE:

1. The “*Sketches from the African Savanna*” page - The student will make a sketch of an animal in each box. The student can use the “*Savanna Animals Directed Draw*” for assistance.
2. Using facts from *RHINOS AT RECESS*, video clips and other book resources, the student can write a short caption under the sketch.

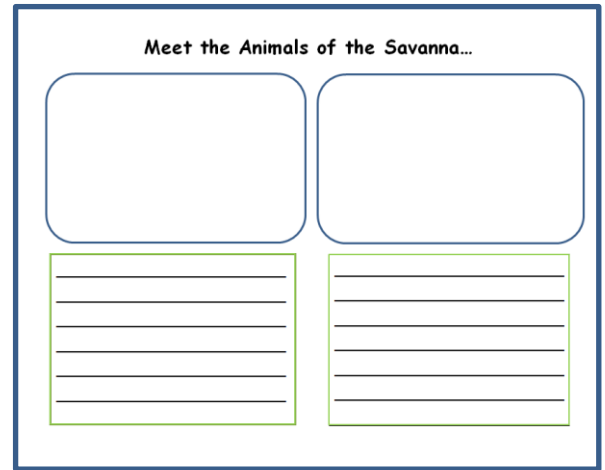
REPORTING OPTION TWO

EXPLORE...a booklet of the African Savanna

A multi-page booklet of animals & facts or diary style entrees



Cover



booklet page

MATERIALS NEEDED:

- #37 *RHINOS AT RECESS* book(s)
- Links to YouTube videos (in Resources)
- Additional book resources (in Resources)
- Student copy of "*EXPLORE...a booklet of the African Savanna*" cover (in Appendix)
- Student copies of "*Meet the Animals of the Savanna*" pages (in Appendix)
- copy of "*Savanna Animals Directed Draw*" for each student (in Resources)

PROCEDURE:

1. The Cover Page - "*EXPLORE...a booklet of the African Savanna*" – The student will draw people in the jeep and the savanna background.
2. The Booklet Pages - "*Meet the Animals of the Savanna*" - The student will make a sketch of an animal in each box. Use two or more pages as necessary. The student can use the "*Savanna Animals Directed Draw*" for assistance.
3. Using facts from *RHINOS AT RECESS*, video clips and other book resources, the student will write a short informative paragraph about each animal. Another option is to write an imaginary daily account of a safari.

REPORTING OPTION THREE

Visit An African Game Reserve

A pamphlet to promote visitation to a Game Reserve

SEARCH FOR ANIMALS

VISIT AN AFRICAN GAME RESERVE

CAMP OUT IN NATURE

EXPLORE THE SAVANNA

MATERIALS NEEDED:

- #37 *RHINOS AT RECESS* book(s)
- Links to YouTube videos (in Resources)
- Additional book resources (in Resources)
- Student copy of the tri-fold pamphlet “*Visit An African Game Reserve*” (in Appendix)
- copy of “*Savanna Animals Directed Draw*” for each student (in Resources)

PROCEDURE:

1. Show the students examples of promotional travel pamphlets, highlighting persuasive verbs.
2. The students will tri-fold the “*Visit an African Game Reserve*” pamphlet. Have them draw a picture and an inviting slogan on the pamphlet cover.
3. The student can use the “*Savanna Animals Directed Draw*” for assistance.
4. Using facts from *RHINOS AT RECESS*, video clips and other book resources, the student will bullet point factual phrases to describe the safari experience and to encourage visitors.

REPORTING OPTION FOUR

South African Game Reserve Weekly Newsletter

A three page newsletter for advanced reporting – informative, narrative & persuasive

South African Game Reserve Weekly Newsletter

Illustration/Photo By _____

Headline: _____

By _____

South African Game Reserve Weekly Newsletter
page 2

Headline: _____

By _____

Caption: _____

Headline: _____

By _____

South African Game Reserve Weekly Newsletter

Weather Report _____

Map of _____

By _____

Job Opportunities

Ranger	Jeep driver
_____	_____
_____	_____
_____	_____
_____	_____
_____	_____
_____	_____
_____	_____

Animals Rescued

Animals Rescued

Volunteers

Volunteers

Veterinarians

Veterinarians

MATERIALS NEEDED:

- #37 *RHINOS AT RECESS* book
- Links to YouTube videos (in Resources)
- Additional book resources (in Resources)
- Student copies of South African Game Reserve Weekly Newsletter (in Appendix)
- Example of a finished newspaper project - refer to a previous lesson in *MERLIN MISSION BALTO OF THE BLUE DAWN* (optional)

PROCEDURE:

1. Explain the basic jobs for creating a newsletter – journalist, illustrator, photographer, meteorologist, editor and more.
2. Show a finished newspaper from a previous Magic Tree House book: *MERLIN MISSION BALTO OF THE BLUE DAWN* lesson plan (optional)
3. The journalists will use the 5 W's of writing (who, what, where, when and why) to complete their newsletter articles.
4. Each student will choose a section of the newsletter to fill in as an informative, narrative or persuasive writing piece. Use the suggested books in the Resource section.
5. This advanced lesson can be done individually, in pairs or in a group.

RESOURCES:

Savanna Animals Directed Draw



- Refer to the separate lesson plan *“Let’s Draw with Jack and Annie: Animals of the Savanna”* listed under this book.

YouTube Video Clips:

- **The African Savanna** – Virtual Field Trip NG Science (3:18) A good overview of the landscape and animals of the savanna
<https://www.youtube.com/watch?v=xQEIfcAXIHU>
- **Safari Secrets** – Virtual Safari – Miziki Safari Lodge, Africa 2020 (10:19) Two guides take you on a trip through the savanna, pointing out the “big five” of the game animals.
<https://www.youtube.com/watch?v=Pv25aPMcXbg&t=20s>
- **Safari Visit for African Animals Documentary** – Kiddopedia (17:10) Filled with facts, beautiful imagery and subtitles so the learner can read along.
<https://www.youtube.com/watch?v=o-mL12t8sE4>
- **The Red Billed Oxpeckers role in the Animal Kingdom**– Wild Earth (2:33) Explains the relationship between the oxpecker and its mammal hosts.
<https://www.youtube.com/watch?v=xudYUvcal58&t=54s>
- **Bush Baby Tenants/Backyard Nature** – Nature on PBS (3:59) Backyard camera view with excellent narration and facts.
<https://www.youtube.com/watch?v=Ehnc7fJOxPk>
- **Up Close with Wild Black Rhino!** – Made in the Wild with Jack Randall (8:28) Engaging with lots of information for an additional resource.
<https://www.youtube.com/watch?v=VJ2Xui1EJwo>

BOOKS:

The following **MAGIC TREE HOUSE Fact Trackers** by Mary Pope Osborne, Natalie Pope Boyce, and Jenny Laird include information about some of the African Savanna animals.



Pandas and Other Endangered Species Fact Tracker


- **Chapter 1** – Overall information about the causes of endangered species and what is being done
- **Chapter 5** – Meet Jane Goodall and learn about the work she is doing in Africa to ease the suffering of some animals from destruction, poaching and diseases.
- **Chapter 6** – Learn about the nature reserves in five countries in Africa

Snakes and Other Reptiles Fact Tracker

- **Every chapter** mentions at least one snake or reptile in Africa.
- **Chapter 3** – read about the Black Mamba and the Mozambique Spitting Cobra
- **Chapter 5** – read the African tale “Gustave the Legendary Croc”

Snow Leopards and other Wild Cats Fact Tracker

- **Chapter 5** – African Lions
- **Chapter 6** – Leopards in Africa
- **Chapter 8** – Wild Cats Today



Adventures with Riley – Safari in South Africa by Amanda Lumry and Laura Hurwitz is a fact-filled book with great illustrations and photos to use as an additional resource.


Appendix

- Reporting Option One:
Sketches from the African Savanna
- Reporting Option Two:
EXPLORE... a booklet of the African Savanna
- Reporting Option Three:
Visit an African Game Reserve
- Reporting Option Four:
South African Game Reserve Weekly Newsletter

Sketches from the African Savanna...



EXPLORE...a booklet of the African Savanna




Meet the Animals of the Savanna...




VISIT AN AFRICAN GAME RESERVE

SEARCH FOR
ANIMALS




- _____
- _____
- _____
- _____

EXPLORE
THE
SAVANNA



- _____
- _____
- _____
- _____
- _____
- _____
- _____

CAMP OUT IN
NATURE



- _____
- _____
- _____
- _____
- _____
- _____
- _____



South African Game Reserve

WEEKLY NEWSLETTER

Illustration/Photo By _____

Caption: _____

Headline:

By _____

Headline:

By: _____

Caption: _____

Headline:

By: _____

Caption: _____

Headline:

By: _____

Weather Report



By: _____

Map of _____

Job Opportunities

Ranger	Jeep driver

Animals Rescued

Volunteers

Veterinarian

Volunteers	Veterinarian
